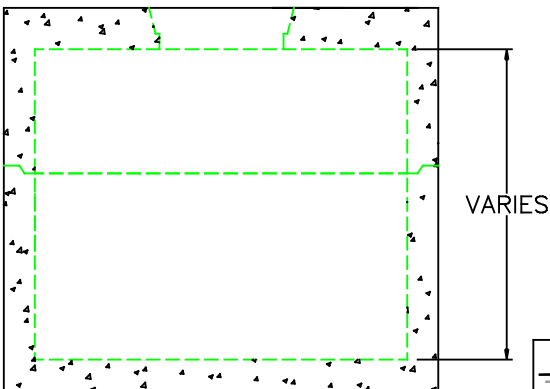
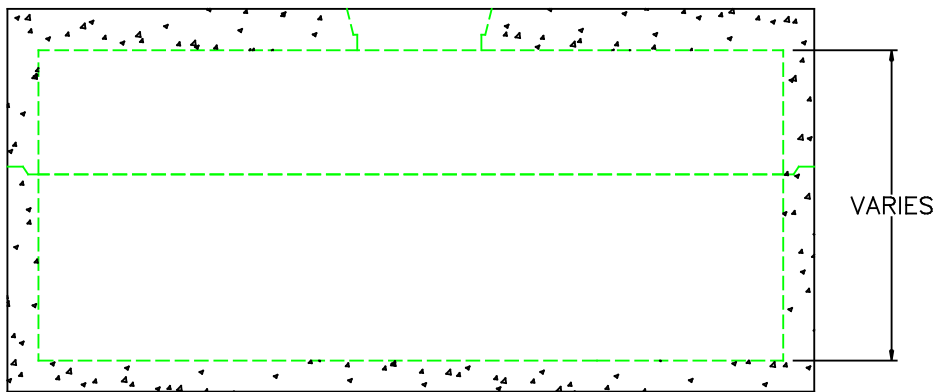
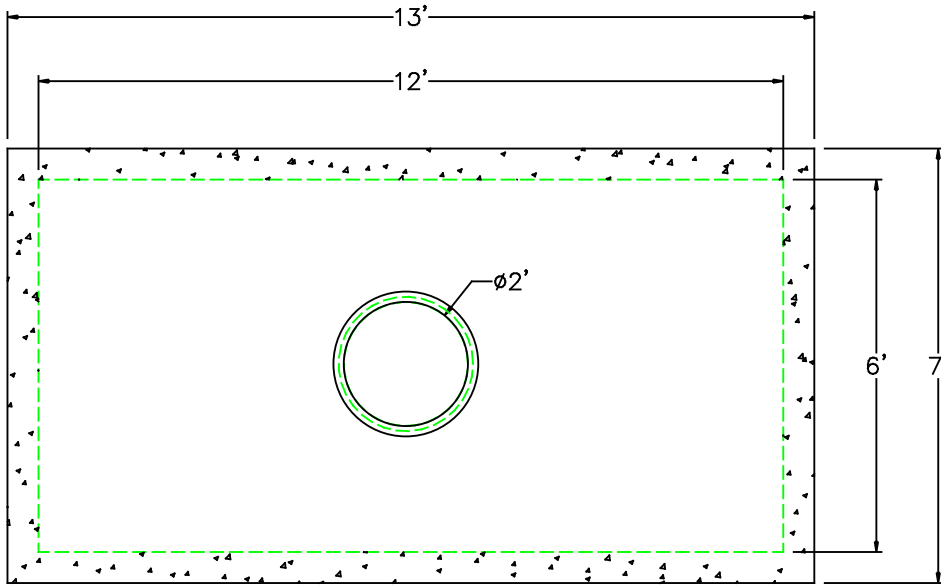


6' X 12' METER PIT



DESIGN NOTES:

1. CONCRETE 5,000 PSI. @ 28 DAYS
2. HS-20-44 LOADING WITH 12" - 60" OF COVER
3. REINFORCING ASTM A-615 GRADE 60
4. CONST. JOINT TO HAVE MIN. 1" BUTYL SEALANT



NPCA

Precast ... The Concrete Solution.



**SCITUATE
COMPANIES**

SCITUATE RAY PRECAST
120 CLAY PIT ROAD
MARSHFIELD, MA 02050
PHONE # 1-800-440-0009
FAX # 781-837-4320

CONTRACTOR:

JOB NAME:

DATE:

DRAWING: SRP-MP612

DRAWING BY:

6' X 12' METER PIT