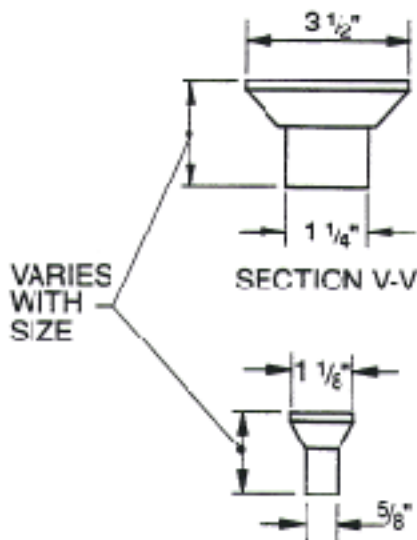
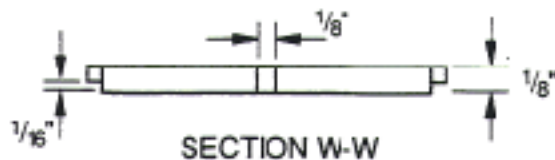
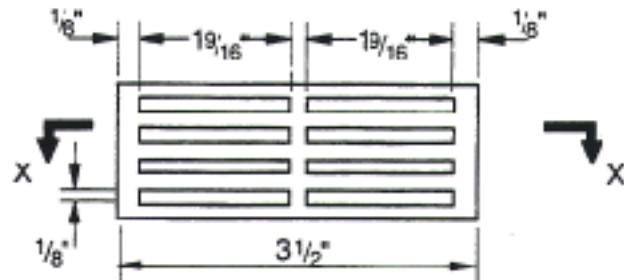
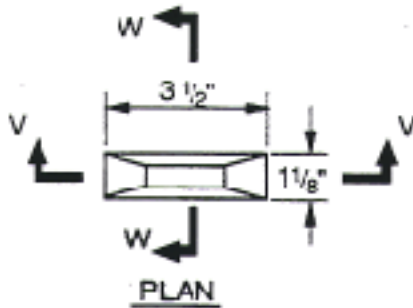
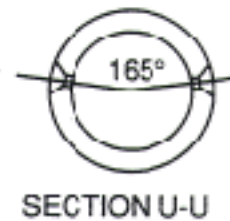
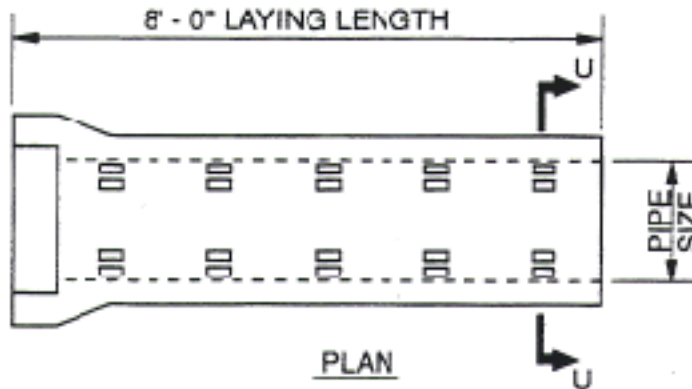


SCITUATE CONCRETE PIPE

Reinforced Concrete Pipe Flared End

12"- 24" Mortar Joint Reinforced



PIPE SIZE	NO. OF ROWS	SLOTS PER ROWS	*LEACHING AREA IN ²
12	2	10	31.25
15	2	10	31.25
18	2	10	31.25
21	2	10	31.25
24	2	10	31.25

LEACHING AREA IS DETERMINED BY THE OUTSIDE AREA OF SLOT.
*LEACHING AREA COMPUTED WITH SCREEN